


Van Zandt County
Monthly Financial & Investment Report
Month Ending November 30, 2020

TO BE RECORDED IN THE JANUARY 6, 2021 MINUTES

OF THE COMMISSIONERS' COURT

BY VAN ZANDT COUNTY CLERK.


SUBMITTED THIS THE 4TH DAY OF JANUARY 2021



Kenay Edwards, Treasurer

The Van Zandt County Commissioners' Court, having reviewed the Treasurer's Report as presented, having taken reasonable steps to ensure its accuracy, and based upon presentations of the Treasurer's Office, does hereby approve the Report, subject to the independent auditor's review and does further order that it be filed with the official minutes of this meeting. {LGC 114.026(c)}

In addition, the below signatures affirm that the Treasurers' Report complies with statutes as referenced. {LGC 114.026(d)}S



Don Kirkpatrick, Van Zandt County Judge




Chad LaPrade

Commissioner Precinct #1




Keith Pearson

Commissioner Precinct #3



Virgil Melton, Jr.

Commissioner Precinct #2



Tim West

Commissioner Precinct #4

DATE 12/22/2020 TIME 14:47

COMBINED STATEMENT OF CASH POSITION FOR NOVEMBER

FUND NAME	CHECKING ACCOUNT	CHECKING AMOUNT	TDOA ACCOUNT	TDOA AMOUNT	FUND TOTAL
2021 010 GENERAL FUND	FIN CLEAR AMERICAN CITY JURY	616,326.57	TDOA MBIA	3,111,129.20	3,730,872.77
2021 012 RESERVE FUNDS	FIN CLEAR	3,417.00	TDOA MBIA		
2021 015 SHERIFF CHAPTER 59 FORFEITURE FUND	FIN CLEAR AMERICAN	2,433.02	TDOA MBIA	16,352.90	18,785.92
2021 016 DA FORFEITURE FUND	FIN CLEAR		TDOA MBIA		
	ESCROW #1	1,172.93			
	ESCROW #2	7,451.79			
	ESCROW #3	16,368.15			
	ESCROW #4	23,912.23			
	ESCROW #5	780.14			
	ESCROW #6				
	ESCROW #7				
	ESCROW #8				
	ESCROW #9				
	ESCROW #10	29,046.59			
	ESCROW #11				
	ESCROW #12	11,538.52			
	ESCROW #13				
	ESCROW #14				
	ESCROW #15				
	ESCROW #16				
	ESCROW #17	6,477.95			
	ESCROW #18				
	ESCROW #19	52,398.79			
	ESCROW #20				
	ESCROW #21				
	ESCROW #22	2,309.92			
	ESCROW #23				
	ESCROW #24				
	ESCROW #25				
	ESCROW #26	1,001.32			
	ESCROW #27	2,926.36			
	ESCROW #28	2,713.81			
	ESCROW #29				
	ESCROW #30				
	ESCROW #31				
	ESCROW #32				
	ESCROW #33				
	ESCROW #34	9,659.80			
	ESCROW #35				
	ESCROW #36	3,133.57			
	ESCROW #37				
	ESCROW #38				
	ESCROW #39				
	ESCROW #40	1,481.63			
	ESCROW #41				
	ESCROW #42				
	ESCROW #43				
	ESCROW #44				
	ESCROW #45	1,684.94			

COMBINED STATEMENT OF CASH POSITION FOR NOVEMBER

FUND NAME	CHECKING ACCOUNT	CHECKING AMOUNT	TDOA ACCOUNT	TDOA AMOUNT	FUND TOTAL
2021 017 BUILDING SECURITY FUND	ESCROW #46				
	ESCROW #47				
	ESCROW #48				
	ESCROW #49				
	ESCROW #50				
	ESCROW #51				
	ESCROW #52				
	ESCROW #53				
	ESCROW #54				
	ESCROW #55				
	ESCROW #56				
	ESCROW #57				
	ESCROW #58				
	ESCROW #59				
	ESCROW #60				
	ESCROW #61				
	ESCROW #62				
	ESCROW #63				
	ESCROW #64				
	ESCROW #65				
ESCROW #66					
ESCROW #67					
ESCROW #68					
ESCROW #69					
ESCROW #70					
ESCROW #71					
ESCROW #72					
ESCROW #73					
ESCROW #74					
ESCROW #75					
ESCROW #76					
ESCROW #77					
ESCROW #78					
ESCROW #79					
ESCROW #80					
ESCROW #81					
ESCROW #82					
ESCROW #83					
ESCROW #84					
ESCROW #85					
ESCROW #86					
ESCROW #87					
ESCROW #88					
FIN CLEAR		5,337.58	TDOA MBIA	20,014.53	175,481.75
2021 018 JUSTICE COURT BIDG SECURITY FUND	FIN CLEAR	2,187.23	TDOA	9,411.49	25,352.11
2021 019 DA FORFEITURE FUND	ESCROW #13				
	ESCROW #14				
	ESCROW #15				
	ESCROW #16				
	ESCROW #45				
	FIN CLEAR	.21			.21
2021 021 ROAD & BRIDGE - PCT. 1	FIN CLEAR	76,415.47	TDOA	355,491.05	

COMBINED STATEMENT OF CASH POSITION FOR NOVEMBER

FUND NAME	CHECKING ACCOUNT	CHECKING AMOUNT	TDOA ACCOUNT	TDOA AMOUNT	FUND TOTAL
2021 022 ROAD & BRIDGE - PCT. 2	FIN CLEAR	64,182.60	TDOA MBIA	444,026.87	840,568.53
2021 023 ROAD & BRIDGE - PCT. 3	FIN CLEAR	114,723.73	TDOA MBIA	332,359.06	772,894.76
2021 024 ROAD & BRIDGE - PCT. 4	FIN CLEAR	111,859.43	TDOA MBIA	658,171.03	458,667.92
2021 026 ROAD & BRIDGE - GEN	FIN CLEAR	6,167.18	TDOA MBIA	346,808.41	7,188.81
2021 035 VICTIM COORDINATOR GRANT	FIN CLEAR	7,744.25-	TDOA MBIA	1,021.63	7,744.25-
2021 036 DA FORFEITURE FUND II	FIN CLEAR	11,930.49	TDOA MBIA	12,227.05	24,157.54
2021 037 CONSTABLE PCT #4 SEIZURE	FIN CLEAR	760.89	TDOA MBIA	5,883.71	6,644.60
2021 040 COUNTY LAW LIBRARY FUND	FIN CLEAR	3,214.13	TDOA MBIA	69,734.57	72,948.70
2021 042 COUNTY FREE LIBRARY	FIN CLEAR	25,025.29	TDOA MBIA	92,956.58	25,025.29
2021 047 DIGITIZE RECORDS	FIN CLEAR	7,741.82	TDOA MBIA	34,462.58	100,698.40
2021 048 SUPPLEMENTAL GUARDIANSHIP	FIN CLEAR	1,198.22	TDOA	8,284.68	35,660.80
2021 049 COUNTY CHILD ABUSE PREVENTION	FIN CLEAR	2,397.97	TDOA	.03	10,682.65
2021 050 COURT RELATED PROGRAMS	FIN CLEAR	2,694.06	TDOA MBIA	4,990.45	2,694.09
2021 052 COUNTY & DISTRICT TECH FUND	FIN CLEAR	1,133.23	TDOA MBIA	311,581.40	6,123.68
2021 053 CAPITALCREDITSECONOMICDEVELOP	FIN CLEAR	37,791.18	TDOA	30,041.08	349,362.58
2021 054 DISTRICT CLERK TECHNOLOGY	FIN CLEAR	5,041.24	TDOA	145,112.91	35,082.32
2021 055 CHAPTER 19	FIN CLEAR		TDOA MBIA	226,939.02	150,067.44
2021 056 COUNTY RECORDS FUND	FIN CLEAR	4,954.53	TDOA MBIA	9,434.48	259,203.64
2021 057 COUNTY CLERK RECORDS FUND	FIN CLEAR	32,264.62	TDOA MBIA		12,886.78
2021 058 DISTRICT CLERK RECORDS FUND	FIN CLEAR	3,452.30	TDOA		

COMBINED STATEMENT OF CASH POSITION FOR NOVEMBER

FUND NAME	CHECKING ACCOUNT	CHECKING AMOUNT	TDOA ACCOUNT	TDOA AMOUNT	FUND TOTAL
2021 059 COUNTY CLERK ARCHIVE	FIN CLEAR	41,261.91	TDOA	446,780.17	488,042.08
2021 070 PERMANENT IMPROVEMENT FUND	FIN CLEAR	1.09	TDOA MBIA	.96	2.05
2021 075 RIGHT-OF-WAY FUND	FIN CLEAR		TDOA MBIA		
2021 084 TAX ANTICIPATION NOTES	FIN CLEAR		TDOA MBIA		
2021 085 DEBT SERVICE FUND	DEBT CL	169,072.24	TDOA MBIA	376,127.08	545,199.46
2021 087 VZC INDIGENT HEALTH PROGRAM	FIN CLEAR	20,920.12	TDOA MBIA	104,192.06	125,112.18
2021 088 SOIL CONSERVATION DIST FUND	FIN CLEAR	323,872.47-	TDOA MBIA	69,365.39	254,507.08-
2021 090 APPELLATE JUSTICE SYSTEM FUNFIN	CLEAR	755.35	TDOA MBIA		755.35
2021 095 PAYROLL CLEARING ACCOUNT	PAYCLEAR	194,039.82	MBIA		194,039.82
2021 096 GEN FIXED ASSETS ACCOUNT	GRP		MBIA		
2021 097 LONG TERM DEBT GROUP			MBIA		
2021 131 VAN ZANDT COUNTY JAIL	FIN CLEAR	589,265.74	TDOA MBIA	651,012.68	1,240,278.42
2021 132 VAN ZANDT COUNTY SHERIFF DEPT	FIN CLEAR	554,410.54	TDOA MBIA	462,000.00	1,016,410.54
2021 145 SOLID WASTE GRANT	FIN CLEAR				
2021 147 2020 HAVA CARES ACT	FIN CLEAR	16,500.88	TDOA MBIA	15,031.48	31,532.36
2021 400 FRUITVALE 2011 TXCDBG	710056WATER				
2021 401 BENWHEELERMSC	71348911131115				
2021 402 LITTLEHOPEMOOREMSC	7130260813				
2021 540 PRETRIAL SUPERVISION	FIN CLEAR	5,943.65	TDOA	125,623.01	131,566.66
2021 541 COMMUNITY SUP & CORRECTIONS	FIN CLEAR	507.60-	TDOA MBIA	330,573.22	330,065.62
2021 542 ADULT PROBATION CIVIL	FIN CLEAR	7,831.66	TDOA MBIA	51,150.25	370,288.81
2021 543 HIGH RISK SUBSTANCE ABUSE	-CFIN CLEAR	623.54	TDOA MBIA	311,306.90	623.54

COMBINED STATEMENT OF CASH POSITION FOR NOVEMBER

FUND NAME	CHECKING ACCOUNT	CHECKING AMOUNT	TDOA ACCOUNT	TDOA AMOUNT	FUND TOTAL
2021 544 HIGH RISK SEX OFFENDER -CCP	FIN CLEAR	637.00	TDOA		637.00
2021 545 GRANT C COMMIT REDUCTION PROFIN	CLEAR	308.56	TDOA		308.56
2021 546 JUVENILE PROBATION FUND	FIN CLEAR	100,193.54	TDOA MBIA	125,000.00	225,193.54
2021 547 VZCJPD STATE AID GRANT A	FIN CLEAR	55,074.19	TDOA MBIA		55,074.19
2021 549 VZCJPD - GRANT N	FIN CLEAR	4,479.81	TDOA MBIA		4,479.81
2021 550 D A SUPPLEMENTAL FUND	FIN CLEAR	373.60-	TDOA MBIA		373.60-
2021 551 VOICES - JUV CJD GRANT	FIN CLEAR		TDOA		
2021 552 ETCOG RESIDENTIAL	FIN CLEAR	1,297.08-	TDOA		1,297.08-
2021 555 JUVENILE PROBATION INTEREST	FIN CLEAR	89.60	TDOA MBIA	23,994.39	24,083.99
2021 556 REGIONAL SERVICE ENHANCEMENT	FIN CLEAR	14,751.85	TDOA		14,751.85
2021 558 GRANT S	FIN CLEAR	.45	TDOA MBIA		.45
2021 559 MENTAL IMPAIRMENT CASHLOAD	FIN CLEAR	4,051.98	TDOA MBIA		4,051.98
2021 565 INDIGENT DEFENSE GRANT	FIN CLEAR	17,213.03	TDOA	35,639.93	52,852.96
2021 567 FIRE MARSHAL	FIN CLEAR	95,785.46	TDOA	92,265.92	188,051.38
2021 568 TECHNOLOGY RESOURCES	FIN CLEAR		TDOA	1.07	1.07
2021 569 HAVA ELECTION GRANT	FIN CLEAR	159.98	TDOA	15,211.08	15,371.06
2021 570 GOLDEN WATER SUPPLY CORP					
2021 580 D.A. CHECK COLLECTION FUND	FIN CLEAR	1,274.27	TDOA MBIA	10,677.80	11,952.07
2021 591 CONSTABLE #1 TLEOSE FUND	FIN CLEAR	2,534.43	TDOA MBIA		2,534.43
2021 592 CONSTABLE #2 TLEOSE FUND	FIN CLEAR	2,692.48	TDOA MBIA		2,692.48
2021 593 CONSTABLE #3 TLEOSE FUND	FIN CLEAR	1,359.92	TDOA MBIA		1,359.92
2021 594 CONSTABLE #4 TLEOSE FUND	FIN CLEAR	508.01	TDOA MBIA	5,004.21	5,512.22
2021 595 SHERIFF TLEOSE FUND	FIN CLEAR	825.26	TDOA MBIA	9,007.60	9,832.86

COMBINED STATEMENT OF CASH POSITION FOR NOVEMBER

FUND NAME	CHECKING ACCOUNT	CHECKING AMOUNT	TDOA ACCOUNT	TDOA AMOUNT	FUND TOTAL
2021 596 DA TIEOSE FUND	FIN CLEAR	1,962.77	MBIA		1,962.77
2021 600 JUSTICE COURT TECHNOLOGY FUNDFIN CLEAR		829.25	TDOA MBIA	57,684.90	58,514.15
2021 800 CONTRIBUTION RELIEF FUND	FIN CLEAR		TDOA	16,082.93	16,082.93
2021 802 VETERAN'S MEMORIAL WALL FUNDFIN CLEAR			TDOA		
2021 803 HISTORICAL COMMISSION	FIN CLEAR	3,358.62	TDOA	5,284.52	8,643.14
2021 804 VAN TORNADO-ASSISTANCE	FIN CLEAR				
2021 805 FEMA - DEC 2015 STORM	FIN CLEAR		TDOA		
2021 806 FEMA APRIL 2016 STORM	FIN CLEAR				
2021 807 HAZARD MITIGATION GRANT	FIN CLEAR		TDOA		
2021 808 COURTHOUSE PLANNING GRANT	FIN CLEAR	84,714.56-			84,714.56-
2021 809 PRETRIAL INTERVENTION PROGRAMFIN CLEAR		5,472.05	TDOA	49,842.70	55,314.75
2021 810 SHERIFF JUSTICE FORFEITURE FFIN CLEAR		870.00	TDOA	25,447.41	26,317.41
2021 811 SHERIFF TREASURY FORFEITURE FIN CLEAR			TDOA		
2021 812 CONSTABLE PCT #1 FORFEITURE FIN CLEAR		500.00	TDOA		500.00
2021 813 VOICES - JUV CJD GRANT	FIN CLEAR	6,514.29-			6,514.29-
2021 814 LOCAL TRUANCY PREVENTION & DEFIN CLEAR		4,973.64	TDOA		4,973.64
2021 815 COVID -19	FIN CLEAR	1,216,408.30-	TDOA MBIA	390,007.85	826,400.45-
2021 816 COUNTY INFRASTRUCTURE FUND GRANTFIN CLEAR		55,757.25-	TDOA MBIA		55,757.25-
TOTAL		1,541,465.03		10,050,750.44	11,592,215.47

CHECK ACCOUNT

CHECK

ACCOUNT BALANCE - FIN CLEAR	999,454.01
ACCOUNT BALANCE - CTY JURY	3,417.00
ACCOUNT BALANCE - ESCROW #3	1,172.93
ACCOUNT BALANCE - ESCROW #4	7,451.79
ACCOUNT BALANCE - ESCROW #5	16,368.15
ACCOUNT BALANCE - ESCROW #6	23,912.23
ACCOUNT BALANCE - ESCROW #7	29,780.14
ACCOUNT BALANCE - ESCROW #10	29,046.59
ACCOUNT BALANCE - ESCROW #12	11,538.52
ACCOUNT BALANCE - ESCROW #17	6,477.95
ACCOUNT BALANCE - ESCROW #19	52,398.79
ACCOUNT BALANCE - ESCROW #22	2,309.92
ACCOUNT BALANCE - ESCROW #26	1,001.32
ACCOUNT BALANCE - ESCROW #27	2,926.36
ACCOUNT BALANCE - ESCROW #28	2,713.81
ACCOUNT BALANCE - ESCROW #34	9,659.80
ACCOUNT BALANCE - ESCROW #36	3,133.57
ACCOUNT BALANCE - ESCROW #39	1,481.63
ACCOUNT BALANCE - ESCROW #45	1,685.15
ACCOUNT BALANCE - ESCROW #84	640.47
ACCOUNT BALANCE - ESCROW #86	782.84
ACCOUNT BALANCE - DEBT CL	169,072.24
ACCOUNT BALANCE - PAYCLEAR	194,039.82

TOTAL 1,541,465.03

TDOA ACCOUNT

TDOA

ACCOUNT BALANCE - TDOA	8,640,949.47
ACCOUNT BALANCE - MBIA	1,409,800.97

TOTAL 10,050,750.44

FUND NAME	***** MONTH TO DATE ***** REVENUES	***** YEAR TO DATE ***** REVENUES	***** MONTH TO DATE ***** EXPENSES	***** YEAR TO DATE ***** EXPENSES
2021 GENERAL FUND	1,023,861.64	1,029,311.75	964,555.51	1,806,788.71
2021 RESERVE FUNDS	.00	.00	.00	.00
2021 SHERIFF CHAPTER 59 FORFEITURE	3.53	3.53	.00	.00
2021 DA FORFEITURE FUND	.00	.00	.00	.00
2021 BUILDING SECURITY FUND	5,929.86	9,096.52	4,524.70	8,702.19
2021 JUSTICE COURT BLDG SECURITY	224.42	224.42	67.00	191.00
2021 DA FORFEITURE FUND	.00	.00	.00	.00
2021 ROAD & BRIDGE - PCT. 1	111,182.65	148,359.82	95,418.21	253,702.78
2021 ROAD & BRIDGE - PCT. 2	144,706.18	189,556.33	135,580.98	271,839.55
2021 ROAD & BRIDGE - PCT. 3	137,698.07	179,449.99	78,513.40	147,276.78
2021 ROAD & BRIDGE - PCT. 4	166,866.06	238,693.13	163,328.42	231,377.68
2021 ROAD & BRIDGE - GEN	4,718.53	9,436.85	4,879.30	8,303.47
2021 VICTIM COORDINATOR GRANT	.00	.00	4,537.36	9,133.17
2021 DA FORFEITURE FUND II	6,645.99	7,166.80	5,407.31	6,882.60
2021 CONSTABLE PCT #4 SEIZURE	1.26	1.26	.00	.00
2021 COUNTY LAW LIBRARY FUND	2,360.25	2,360.25	2,166.48	2,166.48
2021 COUNTY FREE LIBRARY	10,844.50	21,593.25	8,993.62	16,875.92
2021 DIGITIZE RECORDS	1,517.82	1,517.82	.00	.00
2021 SUPPLEMENTAL GUARDIANSHIP	187.46	187.46	.00	.00
2021 COUNTY CHILD ABUSE PREVENTION	25.66	25.66	.00	.00
2021 COURT RELATED PROGRAMS	644.00	644.00	.00	.00
2021 COUNTY & DISTRICT TECH FUND	170.99	170.99	.00	.00
2021 CAPITALCREDITSECONOMICDEVELOP	67.49	67.49	.00	.00
2021 DISTRICT CLERK TECHNOLOGY FUND	846.50	846.50	.00	.00
2021 CHAPTER 19	.00	.00	.00	.00
2021 COUNTY RECORDS FUND	958.51	958.51	170.00	170.00

FUND NAME	***** MONTH TO DATE ***** REVENUES	***** YEAR TO DATE ***** REVENUES	***** MONTH TO DATE ***** EXPENSES	***** YEAR TO DATE ***** EXPENSES
2021 COUNTY CLERK RECORDS FUND	13,174.82	13,174.82	4,024.40	4,024.40
2021 DISTRICT CLERK RECORDS FUND	454.50	454.50	.00	.00
2021 COUNTY CLERK ARCHIVE	13,240.79	13,240.79	.00	.00
2021 PERMANENT IMPROVEMENT FUND	2.05	2.05	.00	.00
2021 RIGHT-OF-WAY FUND	.00	.00	.00	.00
2021 TAX ANTICIPATION NOTES	.00	.00	.00	.00
2021 DEBT SERVICE FUND	93,133.96	102,330.69	.00	.00
2021 VZC INDIGENT HEALTH PROGRAM	10,000.00	20,000.00	7,359.84	11,851.10
2021 SOIL CONSERVATION DIST FUND	15.02	154,132.91	154,132.91	286,160.98
2021 APPELLATE JUSTICE SYSTEM FUND	335.00	335.00	.00	1,005.00
2021 PAYROLL CLEARING ACCOUNT.	.00	.00	.00	.00
2021 GEN FIXED ASSETS ACCOUNT GRP	.00	.00	.00	.00
2021 LONG TERM DEBT GROUP	.00	.00	.00	.00
2021 VAN ZANDT COUNTY JAIL	214,974.62	426,776.75	135,062.39	190,511.04
2021 VAN ZANDT COUNTY SHERIFF DEPT	216,733.67	433,381.84	150,968.38	238,921.04
2021 SOLID WASTE GRANT	.00	.00	.00	.00
2021 2020 HAVA CARES ACT	3.24	3.24	2,478.70	4,045.07
2021 FRUITVALE 2011 TXCDBG 710056	.00	.00	.00	.00
2021 BENWHEELERWSC 71348911131115	.00	.00	.00	.00
2021 LITTLEHOPEMOOREWSC713026081315	.00	.00	.00	.00
2021 PRETRIAL SUPERVISION	4,027.40	8,853.19	3,067.08	10,663.25
2021 COMMUNITY SUP & CORRECTIONS	38,884.58	120,127.97	42,095.67	121,583.42
2021 ADULT PROBATION CIVIL	2,073.68	3,314.00	1,197.82	3,608.17
2021 HIGH RISK SUBSTANCE ABUSE -CCP	91.36	11,317.36	3,758.12	11,317.36
2021 HIGH RISK SEX OFFENDER -CCP	2,003.59	13,242.59	4,395.62	13,242.59
2021 GRANT C COMMIT REDUCTION PROG	.00	.00	.00	.00

FUND NAME	***** MONTH TO DATE ***** REVENUES	EXPENSES	***** YEAR TO DATE ***** REVENUES	EXPENSES
2021 JUVENILE PROBATION FUND	56,623.32	33,234.16	71,520.08	105,072.50
2021 VZCJPD STATE AID GRANT A	39,092.00	34,969.89	169,074.19	104,163.55
2021 VZCJPD - GRANT N	.00	.00	.00	.00
2021 D A SUPPLEMENTAL FUND	.00	1,958.20	.00	3,641.06
2021 VOICES - JUV CJD GRANT	.00	.00	.00	.00
2021 ETCOG RESIDENTIAL	50.00	.00	50.00	636.08
2021 JUVENILE PROBATION INTEREST	33.07	.00	52.36	.00
2021 REGIONAL SERVICE ENHANCEMENT	6,966.00	6,809.64	32,972.80	18,623.68
2021 GRANT S	.00	.00	.00	.00
2021 MENTAL IMPAIRMENT CASELOAD	.00	3,718.50	8,618.00	11,350.03
2021 INDIGENT DEFENSE GRANT	13,660.84	3,870.29	8.59	7,304.08
2021 FIRE MARSHAL	25,114.98	6,160.19	25,114.98	11,531.93
2021 TECHNOLOGY RESOURCES	1.07	.00	1.07	.00
2021 HAVA ELECTION GRANT	3.28	.00	3.28	.00
2021 GOLDEN WATER SUPPLY CORP	.00	.00	.00	.00
2021 D.A. CHECK COLLECTION FUND	139.38	241.51	352.08	451.06
2021 CONSTABLE #1 TLEOSE FUND	.00	.00	.00	.00
2021 CONSTABLE #2 TLEOSE FUND	.00	.00	.00	.00
2021 CONSTABLE #3 TLEOSE FUND	.00	.00	.00	.00
2021 CONSTABLE #4 TLEOSE FUND	1.07	.00	1.07	.00
2021 SHERIFF TLEOSE FUND	1.94	135.00	1.94	658.13
2021 DA TLEOSE FUND	.00	.00	.00	.00
2021 JUSTICE COURT TECHNOLOGY FUND	772.15	4,271.83	772.15	4,271.83
2021 CONTRIBUTION RELIEF FUND	.00	.00	.00	.00
2021 VETERAN'S MEMORIAL WALL FUND	.00	.00	.00	.00
2021 HISTORICAL COMMISSION	296.14	.00	763.14	.00

FUND NAME	***** MONTH TO DATE ***** REVENUES	***** YEAR TO DATE ***** REVENUES	***** MONTH TO DATE ***** EXPENSES	***** YEAR TO DATE ***** EXPENSES
2021 VAN TORNADO-ASSISTANCE	.00	.00	.00	.00
2021 FEMA - DEC 2015 STORM	.00	.00	.00	.00
2021 FEMA APRIL 2016 STORM	.00	.00	.00	.00
2021 HAZARD MITIGATION GRANT	.00	.00	.00	.00
2021 COURTHOUSE PLANNING GRANT	.00	84,714.56-	.00	.00
2021 PRETRIAL INTERVENTION PROGRAM	10.78	10.78	445.30	829.48
2021 SHERIFF JUSTICE FORFEITURE FUN	5.51	5.51	.00	.00
2021 SHERIFF TREASURY FORFEITURE FU	.00	.00	.00	.00
2021 CONSTABLE PCT #1 FORFEITURE FU	.00	.00	.00	.00
2021 VOICES - JUV CJD GRANT	12,493.34	.00	3,667.27	6,846.16
2021 LOCAL TRUANCY PREVENTION & DIV	755.28	755.28	75.00	75.00
2021 COVTD -19	105.99	627,433.07-	80,408.07	213,529.59
2021 COUNTY INFRASTRUCTURE FUND GRANT	.00	.00	2,625.00	55,757.25
TOTAL	2,384,735.79	2,516,153.10	2,159,273.07	4,205,085.16

ACCOUNT NAME	BEGINNING CASH BALANCE	CASH RECEIPTS	CASH DISBURSEMENTS	ENDING CASH BALANCE
2021 010 GENERAL FUND				
COINS	1.00	.00	.00	1.00
CASH	192,126.19	1,681,378.77	1,257,178.39	616,326.57
RETURNED CHECK FEES	.00	.00	.00	.00
AMERICAN NATIONAL CASH	.00	.00	.00	.00
VZC JURY CASH CLEARING	3,417.00	880.00	880.00	3,417.00
VZC CHECKING DEBT SERVICE	.00	.00	.00	.00
PETTY CASH COLLECTION-PCT. 1	100.00	.00	.00	100.00
PETTY CASH-CTY CLERK	500.00	.00	.00	500.00
PETTY CASH-DIST CLERK	400.00	.00	.00	400.00
COUNTY COURT JURY CASH	.00	.00	.00	.00
DISTRICT COURT JURY CASH	200.00	.00	.00	200.00
PETTY CASH-JP #1	200.00	.00	.00	200.00
PETTY CASH-JP #2	200.00	.00	.00	200.00
PETTY CASH - JP#4	200.00	.00	.00	200.00
PETTY CASH-SHERIFF	3,300.00	.00	.00	3,300.00
PETTY CASH-TAX COLLECTOR	.00	.00	.00	.00
PETTY CASH - TAX COLL (BOAT)	.00	.00	.00	.00
PETTY CASH-TAX (BOAT CK ACCT)	2.70	.00	.00	2.70
TIME DEPOSIT ON ACCOUNT	3,275,028.48	236,100.72	400,000.00	3,111,129.20
MBIA MUNICIPAL INVESTORS SERV	.00	.00	.00	.00
FUND TOTALS	3,475,475.37	1,918,359.49	1,658,058.39	3,735,776.47
2021 012 RESERVE FUNDS				
CASH	.00	.00	.00	.00
TIME DEPOSIT ON ACCOUNT	.00	.00	.00	.00
MBIA MUNICIPAL INVESTORS SERV	.00	.00	.00	.00
FUND TOTALS	.00	.00	.00	.00
2021 015 SHERIFF CHAPTER 59 FORFEITURE				
CASH	2,433.02	.00	.00	2,433.02
AMERICAN NATIONAL CASH	.00	.00	.00	.00
CASH-OTHER	.00	.00	.00	.00
TIME DEPOSIT ON ACCOUNT	16,349.37	3.53	.00	16,352.90
MBIA MUNICIPAL INVESTORS SERV	.00	.00	.00	.00
FUND TOTALS	18,782.39	3.53	.00	18,785.92
2021 016 DA FORFEITURE FUND				
CASH	3,105.42	.00	.00	3,105.42
D. A. ESCROW/BART ROGERS	1,172.79	.14	.00	1,172.93
D. A. ESCROW/CALE	7,451.20	.59	.00	7,451.79
D. A. ESCROW/RODRIGUEZ	16,366.85	1.30	.00	16,368.15
D. A. ESCROW/	23,910.33	1.90	.00	23,912.23
D. A. ESCROW/KOROSEC	780.08	.06	.00	780.14
D. A. ESCROW/	.00	.00	.00	.00
D. A. ESCROW/	.00	.00	.00	.00
D. A. ESCROW/	29,044.28	2.31	.00	29,046.59
D. A. ESCROW/	.00	.00	.00	.00
D. A. ESCROW/ASHFRD, BRCHR, ALEX	11,537.60	.92	.00	11,538.52
D. A. ESCROW/	.00	.00	.00	.00
D. A. ESCROW/	.00	.00	.00	.00
D. A. ESCROW/	.00	.00	.00	.00
D. A. ESCROW/K. TURNER	7,196.00	.55	.00	7,196.55
FUND TOTALS	71,196.60	718.60	.00	71,915.20

ACCOUNT NAME	BEGINNING CASH BALANCE	CASH RECEIPTS	CASH DISBURSEMENTS	ENDING CASH BALANCE
D. A. ESCROW/	.00	.00	.00	.00
D. A. ESCROW/	.00	.00	.00	.00
D. A. ESCROW/CAIVERT WILSON	.00	.00	.00	.00
D. A. ESCROW/	.00	.00	.00	.00
D. A. ESCROW/	.00	.00	.00	.00
D. A. ESCROW/	.00	.00	.00	.00
D. A. ESCROW/	.00	.00	.00	.00
D. A. ESCROW/	.00	.00	.00	.00
D. A. ESCROW/JASMINE GONZALEZ	640.42	.05	.00	640.47
D. A. ESCROW/	.00	.00	.00	.00
D. A. ESCROW/TAVARCHIE HARDING	782.75	.09	.00	782.84
D. A. ESCROW/	.00	.00	.00	.00
D. A. ESCROW/	.00	.00	.00	.00
TIME DEPOSIT ON ACCOUNT	.00	.00	.00	.00
MBIA MUNICIPAL INVESTORS SERV	.00	.00	.00	.00
FUND TOTALS	182,645.48	1,699.47	8,863.20	175,481.75
2021 017 BUILDING SECURITY FUND				
CASH	3,276.49	5,925.53	3,864.44	5,337.58
TIME DEPOSIT ON ACCOUNT	20,010.20	4.33	.00	20,014.53
MBIA MUNICIPAL INVESTORS SERV	.00	.00	.00	.00
FUND TOTALS	23,286.69	5,929.86	3,864.44	25,352.11
2021 018 JUSTICE COURT BLDG SECURITY				
CASH	2,031.84	222.39	67.00	2,187.23
TIME DEPOSIT ON ACCOUNT	9,409.46	2.03	.00	9,411.49
FUND TOTALS	11,441.30	224.42	67.00	11,598.72
2021 019 DA FOREPITURE FUND				
CASH	.00	.00	.00	.00
D. A. ESCROW/	.00	.00	.00	.00
D. A. ESCROW/	.00	.00	.00	.00
D. A. ESCROW/	.00	.00	.00	.00
D. A. ESCROW/	.00	.00	.00	.00
D. A. ESCROW/	.00	.00	.00	.00
D. A. ESCROW/	.00	.00	.00	.00
D. A. ESCROW/	.00	.00	.00	.00
D. A. ESCROW/	.00	.00	.00	.00
D. A. ESCROW/	.00	.00	.00	.00
D. A. ESCROW/	.00	.00	.00	.00
D. A. ESCROW/	.00	.00	.00	.00
D. A. ESCROW/	.00	.00	.00	.00
D. A. ESCROW/	.00	.00	.00	.00
D. A. ESCROW/	.00	.00	.00	.00
D. A. ESCROW/	.00	.00	.00	.00
D. A. ESCROW/	.00	.00	.00	.00
D. A. ESCROW/	.00	.00	.00	.00
D. A. ESCROW/	.00	.00	.00	.00
D. A. ESCROW/	.00	.00	.00	.00
D. A. ESCROW/	.00	.00	.00	.00
D. A. ESCROW/	.00	.00	.00	.00
D. A. ESCROW/	.00	.00	.00	.00
D. A. ESCROW/	.00	.00	.00	.00
D. A. ESCROW/	.00	.00	.00	.00
D. A. ESCROW/	.00	.00	.00	.00
D. A. ESCROW/RICHARD SMITTY	.00	.00	.00	.00

ACCOUNT NAME	BEGINNING CASH BALANCE	CASH RECEIPTS	CASH DISBURSEMENTS	ENDING CASH BALANCE
2021 021 ROAD & BRIDGE - PCT. 1	57,126.23	111,716.10	92,426.86	76,415.47
CASH	355,400.01	91.04	.00	355,491.05
TIME DEPOSIT ON ACCOUNT	.00	.00	.00	.00
MBIA MUNICIPAL INVESTORS	.00	.00	.00	.00
FUND TOTALS	412,526.24	111,807.14	92,426.86	431,906.52
2021 022 ROAD & BRIDGE - PCT. 2	51,568.34	145,266.45	132,652.19	64,182.60
CASH	443,924.08	102.79	.00	444,026.87
TIME DEPOSIT ON ACCOUNT	332,268.74	90.32	.00	332,359.06
MBIA MUNICIPAL INVESTORS	827,761.16	145,459.56	132,652.19	840,568.53
FUND TOTALS	1,599,553.28	248,553.67	265,304.38	1,582,802.57
2021 023 ROAD & BRIDGE - PCT. 3	51,743.32	138,183.85	75,203.44	114,723.73
CASH	658,021.56	149.47	.00	658,171.03
TIME DEPOSIT ON ACCOUNT	.00	.00	.00	.00
MBIA MUNICIPAL INVESTORS	709,764.88	138,333.32	75,203.44	772,894.76
FUND TOTALS	1,367,787.76	149,448.89	75,203.44	1,442,033.21
2021 024 ROAD & BRIDGE - PCT. 4	104,019.07	167,396.70	159,556.34	111,859.43
CASH	346,727.17	81.24	.00	346,808.41
TIME DEPOSIT ON ACCOUNT	1,021.42	.21	.00	1,021.63
MBIA MUNICIPAL INVESTORS	450,746.32	167,477.94	159,556.34	458,667.92
FUND TOTALS	1,582,514.16	167,956.39	159,556.34	1,580,914.21
2021 026 ROAD & BRIDGE - GEN	5,730.76	4,718.32	4,281.90	6,167.18
CASH	1,021.42	.21	.00	1,021.63
TIME DEPOSIT ON ACCOUNT	.00	.00	.00	.00
MBIA MUNICIPAL INVESTORS	6,752.18	4,718.53	4,281.90	7,188.81
FUND TOTALS	7,773.60	9,457.26	8,563.80	9,218.42
2021 035 VICTIM COORDINATOR GRANT	3,759.60	.00	3,984.65	7,744.25
CASH	.00	.00	.00	.00
TIME DEPOSIT ON ACCOUNT	.00	.00	.00	.00
MBIA MUNICIPAL INVESTORS	3,759.60	.00	3,984.65	7,744.25
FUND TOTALS	3,759.60	.00	3,984.65	7,744.25
2021 036 DA FOREFEITURE FUND II	10,592.41	6,643.35	5,305.27	11,930.49
CASH	12,224.41	2.64	.00	12,227.05
TIME DEPOSIT ON ACCOUNT	.00	.00	.00	.00
MBIA MUNICIPAL INVESTORS	22,816.82	6,645.99	5,305.27	24,157.54
FUND TOTALS	35,413.64	9,291.63	10,610.54	34,094.73
2021 037 CONSTABLE PCT #4 SEIZURE	760.89	.00	.00	760.89
CASH	5,882.45	1.26	.00	5,883.71
TIME DEPOSIT ON ACCOUNT	.00	.00	.00	.00
MBIA MUNICIPAL INVESTORS	6,643.34	1.26	.00	6,644.60
FUND TOTALS	12,286.68	2.52	.00	12,289.20
2021 040 COUNTY LAW LIBRARY FUND	2,035.61	3,345.00	2,166.48	3,214.13
CASH				

ACCOUNT NAME	BEGINNING CASH BALANCE	CASH RECEIPTS	CASH DISBURSEMENTS	ENDING CASH BALANCE
2021 042 COUNTY FREE LIBRARY				
CASH	22,079.07	10,844.50	7,898.28	25,025.29
TIME DEPOSIT ON ACCOUNT	.00	.00	.00	.00
MBIA MUNICIPAL INVESTORS SERV	.00	.00	.00	.00
FUND TOTALS	22,079.07	10,844.50	7,898.28	25,025.29
2021 047 DIGITIZE RECORDS				
CASH	6,244.13	1,497.69	.00	7,741.82
TIME DEPOSIT ON ACCOUNT	92,936.45	20.13	.00	92,956.58
MBIA	.00	.00	.00	.00
FUND TOTALS	99,180.58	1,517.82	.00	100,698.40
2021 048 SUPPLEMENTAL GUARDIANSHIP				
CASH	1,018.22	180.00	.00	1,198.22
TEXPOOL	34,455.12	7.46	.00	34,462.58
FUND TOTALS	35,473.34	187.46	.00	35,660.80
2021 049 COUNTY CHILD ABUSE PREVENTION				
CASH	2,374.09	23.88	.00	2,397.97
TIME DEPOSIT ON ACCOUNT	8,282.90	1.78	.00	8,284.68
FUND TOTALS	10,656.99	25.66	.00	10,682.65
2021 050 COURT RELATED PROGRAMS				
CASH	2,050.06	644.00	.00	2,694.06
TIME DEPOSIT ON ACCOUNT	.03	.00	.00	.03
MBIA MUNICIPAL INVESTORS SERV	.00	.00	.00	.00
FUND TOTALS	2,050.09	644.00	.00	2,694.09
2021 052 COUNTY & DISTRICT TECH FUND				
CASH	963.31	169.92	.00	1,133.23
TIME DEPOSIT ON ACCOUNT	4,989.38	1.07	.00	4,990.45
MBIA	.00	.00	.00	.00
FUND TOTALS	5,952.69	170.99	.00	6,123.68
2021 053 CAPITALCREDITSECONOMICDEVELOP				
CASH	37,781.18	.00	.00	37,781.18
TIME DEPOSIT ON ACCOUNT	311,513.91	67.49	.00	311,581.40
FUND TOTALS	349,295.09	67.49	.00	349,362.58
2021 054 DISTRICT CLERK TECHNOLOGY FUND				
CASH	4,201.24	840.00	.00	5,041.24
TIME DEPOSIT ON ACCOUNT	30,034.58	6.50	.00	30,041.08
MBIA MUNICIPAL INVESTORS SERV	.00	.00	.00	.00
FUND TOTALS	34,235.82	846.50	.00	35,082.32
2021 055 CHAPTER 19				
TIME DEPOSIT ON ACCOUNT	.00	.00	.00	.00
MBIA	.00	.00	.00	.00
FUND TOTALS	.00	.00	.00	.00
2021 056 COUNTY RECORDS FUND				
CASH	4,197.45	927.08	170.00	4,954.53

ACCOUNT NAME	BEGINNING CASH BALANCE	CASH RECEIPTS	CASH DISBURSEMENTS	ENDING CASH BALANCE
2021 057 COUNTY CLERK RECORDS FUND				
CASH	23,163.36	13,125.66	4,024.40-	32,264.62
TIME DEPOSIT ON ACCOUNT	226,889.86	49.16	.00	226,939.02
MBIA MUNICIPAL INVESTORS SERV	.00	.00	.00	.00
FUND TOTALS	250,053.22	13,174.82	4,024.40-	259,203.64
2021 058 DISTRICT CLERK RECORDS FUND				
CASH	2,999.83	452.47	.00	3,452.30
TIME DEPOSIT ON ACCOUNT	9,432.45	2.03	.00	9,434.48
FUND TOTALS	12,432.28	454.50	.00	12,886.78
2021 059 COUNTY CLERK ARCHIVE				
CASH	28,117.91	13,144.00	.00	41,261.91
TIME DEPOSIT ON ACCOUNT	446,683.38	96.79	.00	446,780.17
MBIA MUNICIPAL INVESTORS SERV	474,801.29	13,240.79	.00	488,042.08
FUND TOTALS	9,511.59-	9,512.68	9,512.68-	1,09
2021 070 PERMANENT IMPROVEMENT FUND				
CASH	9,511.59-	2.05	.00	.96
TIME DEPOSIT ON ACCOUNT	.00	.00	.00	.00
MBIA MUNICIPAL INVESTORS SERV	.00	9,514.73	9,512.68-	2.05
FUND TOTALS	.00	.00	.00	.00
2021 075 RIGHT-OF-WAY FUND				
CASH	.00	.00	.00	.00
TIME DEPOSIT ON ACCOUNT	.00	.00	.00	.00
MBIA MUNICIPAL INVESTORS SERV	.00	.00	.00	.00
FUND TOTALS	.00	.00	.00	.00
2021 084 TAX ANTICIPATION NOTES				
CASH	.00	.00	.00	.00
TIME DEPOSIT ON ACCOUNT	.00	.00	.00	.00
MBIA	.00	.00	.00	.00
FUND TOTALS	.00	.00	.00	.00
2021 085 DEBT SERVICE FUND				
CASH	76,040.50	93,031.74	.00	169,072.24
TIME DEPOSIT ON ACCOUNT	.14	.00	.00	.14
MBIA MUNICIPAL INVESTORS SERV	376,024.86	102.22	.00	376,127.08
FUND TOTALS	452,065.50	93,133.96	.00	545,199.46
2021 087 VZC INDIGENT HEALTH PROGRAM				
CASH	17,677.54	10,000.00	6,757.42-	20,920.12
TIME DEPOSIT ON ACCOUNT	104,192.06	.00	.00	104,192.06
MBIA MUNICIPAL INVESTORS SERV	.00	.00	.00	.00
FUND TOTALS	121,869.60	10,000.00	6,757.42-	125,112.18
2021 088 SOIL CONSERVATION DIST FUND				
CASH	169,739.56-	.00	154,132.91-	323,872.47-
TIME DEPOSIT ON ACCOUNT	69,350.37	15.02	.00	69,365.39
MBIA MUNICIPAL INVESTORS SERV	.00	.00	.00	.00
FUND TOTALS	100,389.19-	15.02	154,132.91-	254,507.08-
2021 090 APPELLATE JUSTICE SYSTEM FUND				
CASH	420.35	335.00	.00	755.35

ACCOUNT NAME	BEGINNING CASH BALANCE	CASH RECEIPTS	CASH DISBURSEMENTS	ENDING CASH BALANCE
2021 095 PAYROLL CLEARING ACCOUNT.				
CASH	194,039.82	.00	.00	194,039.82
MBIA MUNICIPAL INVESTORS SERV	.00	.00	.00	.00
FUND TOTALS	194,039.82	.00	.00	194,039.82
2021 096 GEN FIXED ASSETS ACCOUNT GRP				
MBIA MUNICIPAL INVESTORS SERV	.00	.00	.00	.00
FUND TOTALS	.00	.00	.00	.00
2021 097 LONG TERM DEBT GROUP				
MBIA MUNICIPAL INVESTORS SERV	.00	.00	.00	.00
FUND TOTALS	.00	.00	.00	.00
2021 131 VAN ZANDT COUNTY JAIL				
CASH	599,809.25	317,461.98	328,005.49-	589,265.74
MEDICARE PAYABLE	.00	.00	.00	.00
VOUCHERS PAYABLE	.00	.00	.00	.00
TIME DEPOSIT ON ACCOUNT	553,500.00	200,000.00	102,487.32-	651,012.68
MBIA MUNICIPAL INVESTORS SERV	.00	.00	.00	.00
FUND TOTALS	1,153,309.25	517,461.98	430,492.81-	1,240,278.42
2021 132 VAN ZANDT COUNTY SHERIFF DEPT				
CASH	559,057.72	331,954.97	336,602.15-	554,410.54
TIME DEPOSIT ON ACCOUNT	377,000.00	200,000.00	115,000.00-	462,000.00
MBIA MUNICIPAL INVESTORS SERV	.00	.00	.00	.00
FUND TOTALS	936,057.72	531,954.97	451,602.15-	1,016,410.54
2021 145 SOLID WASTE GRANT				
CASH	.00	.00	.00	.00
TIME DEPOSIT ON ACCOUNT	.00	.00	.00	.00
FUND TOTALS	.00	.00	.00	.00
2021 147 2020 HAVA CARES ACT				
CASH	24,709.58	.00	8,208.70-	16,500.88
TDOA	15,028.24	3.24	.00	15,031.48
MBIA	.00	.00	.00	.00
FUND TOTALS	39,737.82	3.24	8,208.70-	31,532.36
2021 400 FRUITVALE 2011 TXCDBG 710056				
CASH	.00	.00	.00	.00
WATER GRANT CASH	.00	.00	.00	.00
FUND TOTALS	.00	.00	.00	.00
2021 401 BENNHEILERMSC 71348911131115				
FUND TOTALS	.00	.00	.00	.00
2021 402 LITTLEHOPEMOOREMSC713026081315				
CASH	.00	.00	.00	.00
WATER GRANT CASH	.00	.00	.00	.00
FUND TOTALS	.00	.00	.00	.00
2021 540 PRETRIAL SUPERVISION				
CASH	4,676.49	4,000.00	2,732.84-	5,943.65

ACCOUNT NAME	BEGINNING CASH BALANCE	CASH RECEIPTS	CASH DISBURSEMENTS	ENDING CASH BALANCE
2021 541 COMMUNITY SUP & CORRECTIONS				
CASH	4,428.96	31,858.66	36,795.22-	507.60-
PEITY CASH	100.00	.00	.00	100.00
TIME DEPOSIT ON ACCOUNT	335,500.35	72.87	5,000.00-	330,573.22
MBIA MUNICIPAL INVESTORS SERV	.00	.00	.00	.00
FUND TOTALS	340,029.31	31,931.53	41,795.22-	330,165.62
2021 542 ADULT PROBATION CIVIL				
CASH	7,626.60	1,273.00	1,067.94-	7,831.66
TD0A	51,139.17	11.08	.00	51,150.25
MBIA	311,222.30	84.60	.00	311,306.90
FUND TOTALS	369,988.07	1,368.68	1,067.94-	370,288.81
2021 543 HIGH RISK SUBSTANCE ABUSE -CCP				
CASH	3,713.26	91.36	3,181.08-	623.54
TIME DEPOSIT ON ACCOUNT	.00	.00	.00	.00
MBIA MUNICIPAL INVESTORS SERV	.00	.00	.00	.00
FUND TOTALS	3,713.26	91.36	3,181.08-	623.54
2021 544 HIGH RISK SEX OFFENDER -CCP				
CASH	2,332.87	2,003.59	3,699.46-	637.00
TIME DEPOSIT ON ACCOUNT	.00	.00	.00	.00
MBIA MUNICIPAL INVESTORS SERV	.00	.00	.00	.00
FUND TOTALS	2,332.87	2,003.59	3,699.46-	637.00
2021 545 GRANT C COMMIT REDUCTION PROG				
CASH	308.56	.00	.00	308.56
FUND TOTALS	308.56	.00	.00	308.56
2021 546 JUVENILE PROBATION FUND				
CASH	72,575.46	56,623.32	29,005.24-	100,193.54
TIME DEPOSIT ON ACCOUNT	125,000.00	.00	.00	125,000.00
MBIA MUNICIPAL INVESTORS SERV	.00	.00	.00	.00
FUND TOTALS	197,575.46	56,623.32	29,005.24-	225,193.54
2021 547 VZCJPD STATE AID GRANT A				
CASH	46,899.46	39,092.00	30,917.27-	55,074.19
TIME DEPOSIT ON ACCOUNT	.00	.00	.00	.00
MBIA MUNICIPAL INVESTORS SERV	.00	.00	.00	.00
FUND TOTALS	46,899.46	39,092.00	30,917.27-	55,074.19
2021 549 VZCJPD - GRANT N				
CASH	4,479.81	.00	.00	4,479.81
TIME DEPOSIT ON ACCOUNT	.00	.00	.00	.00
MBIA MUNICIPAL INVESTORS SERV	.00	.00	.00	.00
FUND TOTALS	4,479.81	.00	.00	4,479.81
2021 550 D A SUPPLEMENTAL FUND				
CASH	1,235.42	92.28	1,701.30-	373.60-
TIME DEPOSIT ON ACCOUNT	92.28	.00	92.28-	.00
MBIA MUNICIPAL INVESTORS SERV	.00	.00	.00	.00
FUND TOTALS	1,327.70	92.28	1,793.58-	373.60-
2021 551 VOICES - JUV CJD GRANT				
VOICES - CJD JUV GRANT	.00	.00	.00	.00

ACCOUNT NAME	TIME DEPOSIT ON ACCOUNT	FUND TOTALS	BEGINNING CASH BALANCE	CASH RECEIPTS	CASH DISBURSEMENTS	ENDING CASH BALANCE
2021 552 ETCOG RESIDENTIAL			1,347.08-	50.00	.00	1,297.08-
CASH			1,347.08-	50.00	.00	1,297.08-
FUND TOTALS						
2021 555 JUVENILE PROBATION INTEREST			88.79	.81	.00	89.60
CASH			88.79	.81	.00	89.60
TIME DEPOSIT ON ACCOUNT			23,962.13	32.26	.00	23,994.39
MBIA MUNICIPAL INVESTORS SERV			.00	.00	.00	.00
FUND TOTALS			24,050.92	33.07	.00	24,083.99
2021 556 REGIONAL SERVICE ENHANCEMENT			14,083.66	6,966.00	6,297.81-	14,751.85
CASH			14,083.66	6,966.00	6,297.81-	14,751.85
FUND TOTALS						
2021 558 GRANT S			.45	.00	.00	.45
CASH			.45	.00	.00	.45
FUND TOTALS						
2021 559 MENTAL IMPAIRMENT CASELOAD			7,247.28	.00	3,195.30-	4,051.98
CASH			7,247.28	.00	3,195.30-	4,051.98
TIME DEPOSIT ON ACCOUNT			.00	.00	.00	.00
MBIA MUNICIPAL INVESTORS SERV			.00	.00	.00	.00
FUND TOTALS			7,247.28	.00	3,195.30-	4,051.98
2021 565 INDIGENT DEFENSE GRANT			6,899.36	13,652.25	3,338.58-	17,213.03
CASH			6,899.36	13,652.25	3,338.58-	17,213.03
TIME DEPOSIT ON ACCOUNT			35,631.34	8.32	.00	35,639.66
FUND TOTALS			42,530.70	13,660.84	3,338.58-	52,852.96
2021 567 FIRE MARSHAL			76,069.07	25,132.80	5,416.41-	95,785.46
CASH			76,069.07	25,132.80	5,416.41-	95,785.46
TDOA			92,245.94	19.98	.00	92,265.92
FUND TOTALS			168,315.01	25,152.78	5,416.41-	188,051.38
2021 568 TECHNOLOGY RESOURCES			.00	.00	.00	.00
CASH			.00	.00	.00	.00
TIME DEPOSIT ON ACCOUNT			.00	1.07	.00	1.07
FUND TOTALS			.00	1.07	.00	1.07
2021 569 HAVA ELECTION GRANT			159.98	3.00	.00	159.98
CASH			159.98	3.00	.00	159.98
TDOA			15,207.80	.00	.00	15,211.08
MBIA			.00	.00	.00	.00
FUND TOTALS			15,367.78	3.28	.00	15,371.06
2021 570 GOLDEN WATER SUPPLY CORP			.00	.00	.00	.00
GOLDEN WATER TDHCA 726216			.00	.00	.00	.00
MBIA MUNICIPAL INVESTORS SERV			.00	.00	.00	.00
FUND TOTALS			.00	.00	.00	.00
2021 580 D.A. CHECK COLLECTION FUND			1,345.85	138.15	209.73-	1,274.27
CASH			1,345.85	138.15	209.73-	1,274.27
TIME DEPOSIT ON ACCOUNT			10,676.57	1.23	.00	10,677.80
MBIA MUNICIPAL INVESTORS SERV			.00	.00	.00	.00

ACCOUNT NAME	BEGINNING CASH BALANCE	CASH RECEIPTS	CASH DISBURSEMENTS	ENDING CASH BALANCE
2021 591 CONSTABLE #1 TLEOSE FUND	2,534.43	.00	.00	2,534.43
CASH - CITIZENS NATIONAL	.49-	.00	.00	.49-
TDOA	.00	.00	.00	.00
MBIA MUNICIPAL INVESTORS SERV	.00	.00	.00	.00
FUND TOTALS	2,533.94	.00	.00	2,533.94
2021 592 CONSTABLE #2 TLEOSE FUND	2,692.48	.00	.00	2,692.48
CASH	.00	.00	.00	.00
CASH OTHER	.00	.00	.00	.00
MBIA MUNICIPAL INVESTORS SERV	.00	.00	.00	.00
FUND TOTALS	2,692.48	.00	.00	2,692.48
2021 593 CONSTABLE #3 TLEOSE FUND	1,359.92	.00	.00	1,359.92
CASH OTHER - CITY NATIONAL	3,738.50	.00	.00	3,738.50
MBIA MUNICIPAL INVESTORS SERV	.00	.00	.00	.00
FUND TOTALS	5,098.42	.00	.00	5,098.42
2021 594 CONSTABLE #4 TLEOSE FUND	508.01	.00	.00	508.01
CASH	5,003.14	1.07	.00	5,004.21
TIME DEPOSIT ON ACCOUNT	.00	.00	.00	.00
MBIA MUNICIPAL INVESTORS SERV	5,511.15	1.07	.00	5,512.22
FUND TOTALS	960.26	.00	.00	825.26
2021 595 SHERIFF TLEOSE FUND	9,005.66	1.94	.00	9,007.60
CASH	.00	.00	.00	.00
TDOA	.00	.00	.00	.00
MBIA MUNICIPAL INVESTORS SESRV	9,965.92	1.94	.00	9,832.86
FUND TOTALS	1,962.77	.00	.00	1,962.77
2021 596 DA TLEOSE FUND	1,962.77	.00	.00	1,962.77
CASH	.00	.00	.00	.00
MBIA MUNICIPAL INVESTORS SERV	1,962.77	.00	.00	1,962.77
FUND TOTALS	2,341.72	2,759.36	4,271.83-	829.25
2021 600 JUSTICE COURT TECHNOLOGY FUND	59,672.11	12.79	2,000.00-	57,684.90
CASH	.00	.00	.00	.00
TIME DEPOSIT ON ACCOUNT	62,013.83	.00	6,271.83-	58,514.15
MBIA MUNICIPAL INVESTORS SERV	.00	.00	.00	.00
FUND TOTALS	16,082.93	.00	.00	16,082.93
2021 800 CONTRIBUTION RELIEF FUND	16,082.93	.00	.00	16,082.93
CASH	.00	.00	.00	.00
TIME DEPOSIT ON ACCOUNT	16,082.93	.00	.00	16,082.93
FUND TOTALS	.00	.00	.00	.00
2021 802 VETERAN'S MEMORIAL WALL FUND	.00	.00	.00	.00
CASH	.00	.00	.00	.00
TIME DEPOSIT ON ACCOUNT	.00	.00	.00	.00
FUND TOTALS	3,063.62	295.00	.00	3,358.62
2021 803 HISTORICAL COMMISSION CASH	5,283.38	1.14	.00	5,284.52
HISTORICAL COMMISSION CASH				
TIME DEPOSIT ON ACCOUNT				

ACCOUNT NAME	BEGINNING CASH BALANCE	CASH RECEIPTS	CASH DISBURSEMENTS	ENDING CASH BALANCE
2021 804 VAN TORNADO-ASSISTANCE VAN TORNADO-ASSISTANCE-CASH VIASST-TIME DEPOSITION ACCOUNT FUND TOTALS	8,347.00	296.14	.00	8,643.14
2021 805 FEMA - DEC 2015 STORM FEMA CASH TIME DEPOSIT ON ACCOUNT FUND TOTALS	.00	.00	.00	.00
2021 806 FEMA APRIL 2016 STORM FEMA CASH TIME DEPOSIT ON ACCOUNT FUND TOTALS	.00	.00	.00	.00
2021 807 HAZARD MITIGATION GRANT HAZARD MITIGATION GRANT CASH TIME DEPOSIT ON ACCOUNT MIBA MUNICIPAL INVESTORS SERV FUND TOTALS	.00	.00	.00	.00
2021 808 COURTHOUSE PLANNING GRANT COURTHOUSE PLANNING GRANT CASH WATER GRANT CASH FUND TOTALS	84,714.56	.00	.00	84,714.56
2021 809 PRETRIAL INTERVENTION PROGRAM PRETRIAL INTERVENTION PROGRAM CASH TIME DEPOSIT ON ACCOUNT FUND TOTALS	5,858.95	10.78	386.90	5,472.05
2021 810 SHERIFF JUSTICE FORFEITURE FUN SHERIFF JUSTICE FORFEITURE FUN CASH TIME DEPOSIT ON ACCOUNT FUND TOTALS	870.00	5.51	.00	870.00
2021 811 SHERIFF TREASURY FORFEITURE FU SHERIFF TREASURY FORFEITURE FU CASH TIME DEPOSIT ON ACCOUNT FUND TOTALS	.00	.00	.00	.00
2021 812 CONSTABLE PCT #1 FORFEITURE FU CONSTABLE PCT #1 FORFEITURE FU CASH TIME DEPOSIT ON ACCOUNT FUND TOTALS	500.00	.00	.00	500.00
2021 813 VOICES - JUV CJD GRANT VOICES - JUV CJD GRANT TIME DEPOSIT ON ACCOUNT FUND TOTALS	15,672.23	12,493.34	3,335.40	6,514.29
2021 814 LOCAL TRUANCY PREVENTION & DIV LOCAL TRUANCY PREVENTION & DIV CASH TIME DEPOSIT ON ACCOUNT FUND TOTALS	4,293.36	755.28	75.00	4,973.64

ACCOUNT NAME	BEGINNING CASH BALANCE	CASH RECEIPTS	CASH DISBURSEMENTS	ENDING CASH BALANCE
2021 815 COVID -19	1,136,313.44	.00	80,094.86	1,216,408.30
CASH		.00	.00	
TIME DEPOSIT ON ACCOUNT	389,901.86	105.99	.00	390,007.85
MBIA MUNICIPAL INVESTORS SERV				
FUND TOTALS	746,411.58	105.99	80,094.86	826,400.45
2021 816 COUNTY INFRASTRUCTURE FUND GRANT	53,132.25	.00	2,625.00	55,757.25
CASH		.00	.00	
TIME DEPOSIT ON ACCOUNT	.00	.00	.00	.00
MBIA MUNICIPAL INVESTERS SERV				
FUND TOTALS	53,132.25	.00	2,625.00	55,757.25
GRAND TOTALS	11,142,194.18	3,906,251.48	3,447,488.48	11,600,957.18